

WEEK 2 OF VIRTUAL LEARNING

April 20th-24th

RULES FOR MEETING

- Just as we are in class please raise your hand if you need to ask a question.
 - Please keep your mic muted while the speaker is talking.
- Just as you are learning Ms. webber is as well. Patience is key.
- Lets have fun but learn at the SAME TIME!

Schedule for the day:

-GREETINGS AND EXPECTATIONS 10 minutes

Math 30 minutes

5 minute break

Reading: 30 minutes

5 minute break

Word Work 15 minutes

5 minute break

Social Studies 15 minutes

End of class

Math: Measurement

1 inch =

1 yard = 12 feet long

1 foot = 12 inches long

1 yard: 3 sheets of notebook paper taped together is 1 yard long.

1. Hammer
2. Paper Clip
3. Window

Measure: Is it inches, feet, yards?

1. A plate _____ long
2. A sofa _____ long
3. A chair _____ long

Schedule for the day:

-GREETINGS AND EXPECTATIONS 10 minutes

Math 30 minutes

5 minute break

Reading: 30 minutes

5 minute break

Word Work 15 minutes

5 minute break

Social Studies 15 minutes

End of class




Visual Learning



A-Z Glossary

Visual Learning Bridge

You can use a ruler to measure length.



The paper clip is about 1 inch (in.).

The book is about 1 foot (ft).
1 foot is 12 inches long.



You can use a yardstick to measure length, too!



The bat is about 1 yard (yd).
A yardstick is 3 feet or 36 inches long.

You can use a measuring tape to measure inches, feet, or yards.



☆ **Guided Practice** ☆

Match each object with a reasonable estimate of its length.

1.



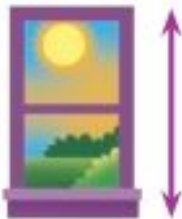
about 1 yard

2.



about 1 inch

3.



about 1 foot

Be ready to tell which tool you would use to measure each object.





Schedule for the day:

-GREETINGS AND EXPECTATIONS 10
minutes

Math 30 minutes

5 minute break

Reading: 30 minutes

5 minute break

Word Work 15 minutes

5 minute break

Social Studies 15 minutes

End of class

Reading: Retelling

The Lion and the Mouse

Transition words:

- 1.
- 2.
- 3.
- 4.

Retell steps: Write a sentence

1. Title, setting, main characters.
2. Problem or challenge in the story.
3. Characters respond to the problem
4. Tell about the solution
5. Central message of the story.

Schedule for the day:

-GREETINGS AND EXPECTATIONS 10
minutes

Math 30 minutes

5 minute break

Reading: 30 minutes

5 minute break

Word work 15 minutes

5 minute break

Social Studies 15 minutes

End of class



Schedule for the day:

-GREETINGS AND EXPECTATIONS 10
minutes

Math 30 minutes

5 minute break

Reading: 30 minutes

5 minute break

Word Work 15 minutes

5 minute break

Social Studies 15 minutes

End of class

Word Work: Cycle 19

able	outrage	luck
each	park	itch
magic	caution	bridge
hawk	candle	pocket
march	scratch	edge

Sight words:

throughout Indoor we've possible
laughed

Write 5 Silly sentences using the words above.

NO "I like" sentences

Only 1 sentence starting with "The"

Check capitalization and punctuation.

Schedule for the day:

-GREETINGS AND EXPECTATIONS 10 minutes

Math 30 minutes

5 minute break

Reading: 30 minutes

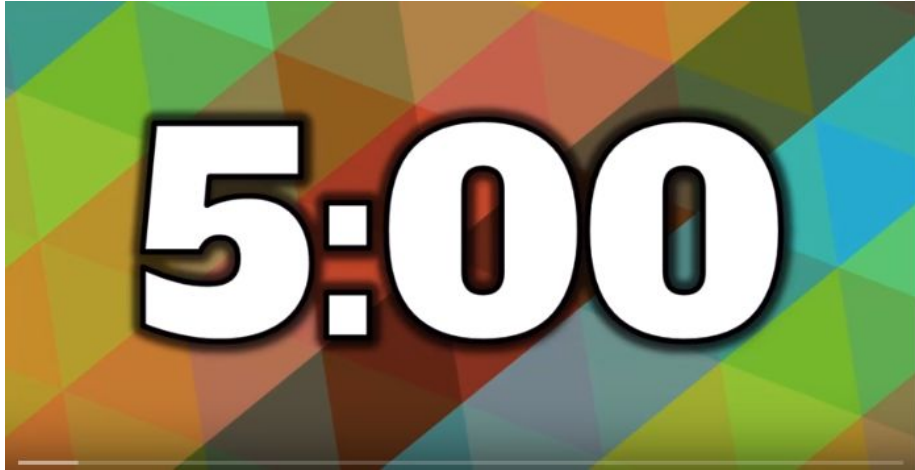
5 minute break

Word Work 15 minutes

5 minute break

Social Studies 15 minutes

End of class



Schedule for the day:

-GREETINGS AND EXPECTATIONS 10
minutes

Math 30 minutes

5 minute break

Reading: 30 minutes

5 minute break

Word Work 15 minutes

5 minute break

Social Studies 15 minutes

End of class

Schedule for the day:

-GREETINGS AND EXPECTATIONS 10
minutes

Math 30 minutes

5 minute break

Reading: 30 minutes

5 minute break

Word Work 15 minutes

5 minute break

Social Studies 15 minutes

HOMEWORK / End of class